

Get rid of insufficient & unmaturing patchwork for project management in QlikSense with the LeapLytics Project Management Suite!

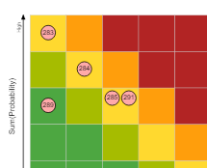
The Project Management Suite for Qlik Sense includes everything, what you need to create a comprehensive project management status reporting. It includes **3 unique core visualization**: Traffic Light, Risk Heatmap and Timeline. In addition you get necessary add-ons to design your project management dashboard. The extensions show high performance, high level of maturity and usability as well as flexibility to fit your individual needs.

CORE EXTENSIONS

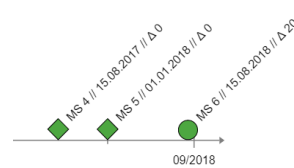
Traffic Light Risk Heatmap Timeline



- ✓ Clear **status indication**
- ✓ Flexible ranges for all types of units
- ✓ Individual look and feel & easy use



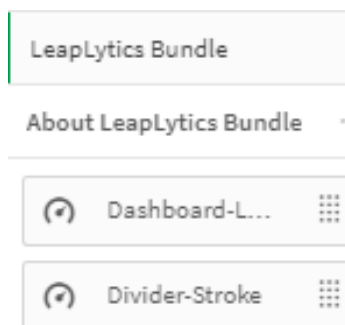
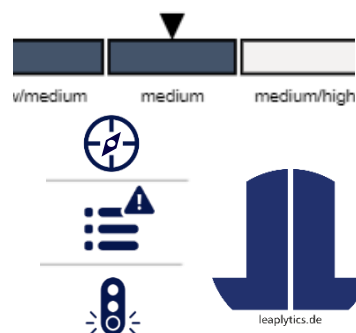
- ✓ Complete **risk profiles**
- ✓ Stable and simple grid for 2 categories
- ✓ Different sets of fields & color coding



- ✓ Time-scaled **milestone display**
- ✓ Automatic scaling of timeline with start & end
- ✓ Flexible descriptions & deviation colors

ADD ONS

The Suite includes **relevant Add-Ons** that really improves the creation of a project management dashboard. The **Divider Strokes** can structure the dashboard in areas to guide the user with maximum performance. The **Maturity Viewer** brings more clarity about stages or phases of the project. The **Company Logo Extension** transfers your individual company logo to a usable QlikSense object. The conversion of your logo is free of charge.



The Suite also comes with an easy to use **bundling-integration** in order to see the project management extensions at a glance. The extensions show an harmonized user guidance through the settings as well as an intuitive handling without coding need and a comprehensive documentation with business related use cases. Frequent and solid releases keep your use case up to date.

